


## NEXTREMA G3 LED

FEUCHTRAUMLEUCHTEN,  
EXTREM ROBUST
























## DIE ROBUSTE FEUCHTRAUMLEUCHE FÜR EXTREMSITUATIONEN


- Einmal installiert ist die Nextrema G3 LED mit ihrer überdurchschnittlich langen Lebensdauer von 85.000 Stunden extrem wartungsarm. Kostenintensive Ausfallzeiten im laufenden Betrieb einer Produktionshalle gehören damit der Vergangenheit an
- Dank ihrer hochwertigen Verarbeitung mit dem robusten Alu-Druckgusskörper und der schlagfesten Konzeption trotz der Nextrema G3 LED Feuchtigkeit, Schmutz und Temperaturschwankungen von -30° bis +35°C
- Große Auswahl an Abstrahlcharakteristika bietet besondere Vorteile



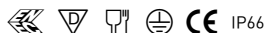
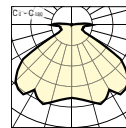
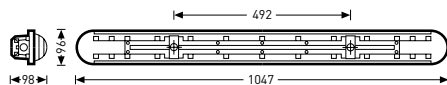
-  
-  
-  
-  
-  
-      
-  > 85000 h
-  schalt- und dimmbar (DALI), schaltbar
-  Durchgangsverdrahtung, Schnellstecksystem Wieland

Höhere Leistung:  
bis zu 150 lm/W

Intelligente Steuerung



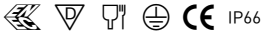
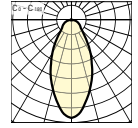
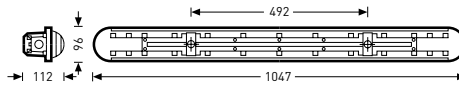
## LED-Feuchtraumleuchten mit symmetrisch breit strahlender Optik aus Polycarbonat (PC)



Bezeichnung	TOC	...ETDD	...ET		EEC	W	≈kg
LED							
• Nextrema G3 B 4000-840...+LV PC	66 287...	...51	...40	4300 lm	A++/A+/A	30	3,1
Nextrema G3 B 4000-840...PC	66 286...	...51	...40	4300 lm	A++/A+/A	30	2,9
Nextrema G3 B 6000-840...+LV PC	66 317...	...51	...40	5900 lm	A++/A+/A	43	3,1
Nextrema G3 B 6000-840...PC	66 316...	...51	...40	5900 lm	A++/A+/A	43	2,9
LED, mit HF-Sensor							
Nextrema G3 B 4000-840...+HFS LV PC	66 291...	-	...40	4300 lm	A++/A+/A	32	3,2
Nextrema G3 B 4000-840...+HFS PC	66 288...	-	...40	4300 lm	A++/A+/A	32	3,1
Nextrema G3 B 4000-840...+HFSB LV PC	66 293...	...51	-	4300 lm	A++/A+/A	32	3,2
Nextrema G3 B 4000-840...+HFSB PC	66 292...	...51	-	4300 lm	A++/A+/A	32	3,1
Nextrema G3 B 4000-840...+HFSX LV PC	66 294...	...51	-	4300 lm	A++/A+/A	32	3,2
Nextrema G3 B 6000-840...+HFS LV PC	66 319...	-	...40	5900 lm	A++/A+/A	45	3,2
Nextrema G3 B 6000-840...+HFS PC	66 318...	-	...40	5900 lm	A++/A+/A	45	3,1
Nextrema G3 B 6000-840...+HFSB LV PC	66 321...	...51	-	5900 lm	A++/A+/A	45	3,2
Nextrema G3 B 6000-840...+HFSB PC	66 320...	...51	-	5900 lm	A++/A+/A	45	3,1
Nextrema G3 B 6000-840...+HFSX LV PC	66 322...	...51	-	5900 lm	A++/A+/A	45	3,2

• IK08/5 J 850 °C

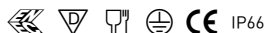
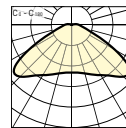
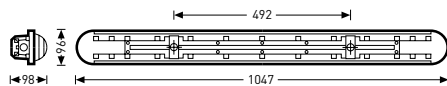
## LED-Feuchtraumleuchten mit symmetrisch tief-breit strahlender Optik aus Polycarbonat (PC)



Bezeichnung	TOC	...ETDD	...ET		EEC	W	=kg
LED							
• Nextrema G3 TB 6000-840...+LV PC	66 340...	...51	...40	6200 lm	A++/A+/A	44	3,5
Nextrema G3 TB 6000-840...PC	66 339...	...51	...40	6200 lm	A++/A+/A	44	3,4
Nextrema G3 TB 8000-840...+LV PC	66 344...	...51	...40	8000 lm	A++/A+/A	57	3,5
Nextrema G3 TB 8000-840...PC	66 343...	...51	...40	8000 lm	A++/A+/A	57	3,4

• IK08/5 J 850 °C

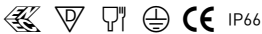
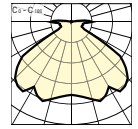
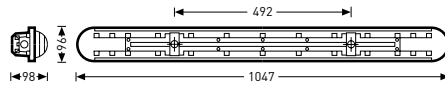
## LED-Feuchtraumleuchten mit symmetrisch extrem breit strahlender Optik aus Polycarbonat (PC)



Bezeichnung	TOC	...ETDD	...ET		EEC	W	≈kg
LED							
• Nextrema G3 XB 2300-840...+LV PC	66 277...	...51	...40	2300 lm	A++/A+/A	16	3,2
Nextrema G3 XB 2300-840...PC	66 276...	...51	...40	2300 lm	A++/A+/A	16	3,1
Nextrema G3 XB 4000-840...+LV PC	66 303...	...51	...40	4100 lm	A++/A+/A	30	3,2
Nextrema G3 XB 4000-840...PC	66 302...	...51	...40	4100 lm	A++/A+/A	30	3,4
Nextrema G3 XB 6000-840...+LV PC	66 331...	...51	...40	5900 lm	A++/A+/A	44	3,5
Nextrema G3 XB 6000-840...PC	66 330...	...51	...40	5900 lm	A++/A+/A	44	3,4
LED, mit HF-Sensor							
Nextrema G3 XB 2300-840...+HFSB LV PC	66 279...	...51	-	2300 lm	A++/A+/A	18	3,4
Nextrema G3 XB 2300-840...+HFSB PC	66 278...	...51	-	2300 lm	A++/A+/A	18	3,3
Nextrema G3 XB 2300-840...+HFSX LV PC	66 280...	...51	-	2300 lm	A++/A+/A	18	3,4
Nextrema G3 XB 4000-840...+HFS LV PC	66 305...	-	...40	4100 lm	A++/A+/A	32	3,4
Nextrema G3 XB 4000-840...+HFS PC	66 304...	-	...40	4100 lm	A++/A+/A	32	3,3
Nextrema G3 XB 4000-840...+HFSB LV PC	66 307...	...51	-	4100 lm	A++/A+/A	32	3,7
Nextrema G3 XB 4000-840...+HFSB PC	66 306...	...51	-	4100 lm	A++/A+/A	32	3,6
Nextrema G3 XB 4000-840...+HFSX LV PC	66 308...	...51	-	4100 lm	A++/A+/A	32	3,7
Nextrema G3 XB 6000-840...+HFS LV PC	66 333...	-	...40	5900 lm	A++/A+/A	46	3,7
Nextrema G3 XB 6000-840...+HFS PC	66 332...	-	...40	5900 lm	A++/A+/A	46	3,6
Nextrema G3 XB 6000-840...+HFSB LV PC	66 335...	...51	-	5900 lm	A++/A+/A	46	3,7
Nextrema G3 XB 6000-840...+HFSB PC	66 334...	...51	-	5900 lm	A++/A+/A	46	3,6
Nextrema G3 XB 6000-840...+HFSX LV PC	66 336...	...51	-	5900 lm	A++/A+/A	46	3,7

• IK08/5 J 850 °C

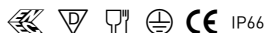
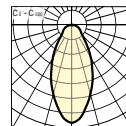
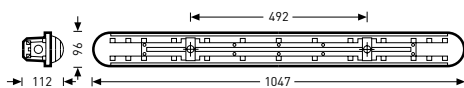
## LED-Feuchtraumleuchten mit symmetrisch breit strahlender Optik aus PMMA



Bezeichnung	TOC	...ETDD	...ET		EEC	W	=kg
LED							
• Nextrema G3 B 4000-840...	66 281...	...51	...40	4500 lm	A++/A+/A	30	2,9
Nextrema G3 B 4000-840...+LV	66 282...	...51	...40	4500 lm	A++/A+/A	30	3,0
Nextrema G3 B 6000-840...	66 309...	...51	...40	6200 lm	A++/A+/A	43	2,9
Nextrema G3 B 6000-840...+LV	66 310...	...51	...40	6200 lm	A++/A+/A	43	3,0
LED, mit LiveLink Wireless Controller							
Nextrema G3 B 4000-840...+LLWC LV	69 114...	...51	-	4500 lm	A++/A+/A	30	3,2
Nextrema G3 B 6000-840...+LLWC LV	69 115...	...51	-	6200 lm	A++/A+/A	43	3,2
LED, mit HF-Sensor							
Nextrema G3 B 4000-840...+HFS	66 283...	-	...40	4500 lm	A++/A+/A	32	3,1
Nextrema G3 B 4000-840...+HFS LV	66 284...	-	...40	4500 lm	A++/A+/A	32	3,2
Nextrema G3 B 4000-840...+HFSB	66 289...	...51	-	4500 lm	A++/A+/A	32	3,1
Nextrema G3 B 4000-840...+HFSB LV	66 290...	...51	-	4500 lm	A++/A+/A	32	3,2
Nextrema G3 B 4000-840...+HFSX LV	66 285...	...51	-	4500 lm	A++/A+/A	32	3,2
Nextrema G3 B 6000-840...+HFS	66 311...	-	...40	6200 lm	A++/A+/A	45	3,1
Nextrema G3 B 6000-840...+HFS LV	66 312...	-	...40	6200 lm	A++/A+/A	45	3,2
Nextrema G3 B 6000-840...+HFSB	66 313...	...51	-	6200 lm	A++/A+/A	45	3,1
Nextrema G3 B 6000-840...+HFSB LV	66 314...	...51	-	6200 lm	A++/A+/A	45	3,2
Nextrema G3 B 6000-840...+HFSX LV	66 315...	...51	-	6200 lm	A++/A+/A	45	3,2

• IK04/0,5 J 650 °C

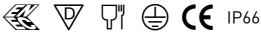
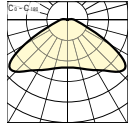
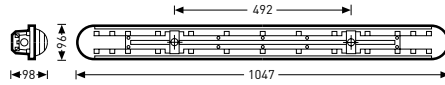
## LED-Feuchtraumleuchten mit symmetrisch tief-breit strahlender Optik aus PMMA



Bezeichnung	TOC	...ETDD	...ET		EEC	W	≈kg
LED							
• Nextrema G3 TB 6000-840...	66 337...	...51	...40	6400 lm	A++/A+/A	44	3,1
Nextrema G3 TB 6000-840...+LV	66 338...	...51	...40	6400 lm	A++/A+/A	44	3,2
Nextrema G3 TB 8000-840...	66 341...	...51	...40	8200 lm	A++/A+/A	57	3,1
Nextrema G3 TB 8000-840...+LV	66 342...	...51	...40	8200 lm	A++/A+/A	57	3,2
LED, mit LiveLink Wireless Controller							
Nextrema G3 TB 8000-840...+LLWC LV	69 116...	...51	-	8200 lm	A++/A+/A	57	3,4

• IK04/0,5 J 650 °C

## LED-Feuchtraumleuchten mit symmetrisch extrem breit strahlender Optik aus PMMA

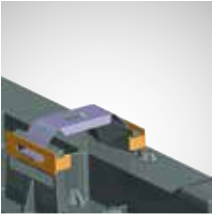


Bezeichnung	TOC	...ETDD	...ET		EEC	W	=kg
LED							
• Nextrema G3 XB 2300-840...	66 271...	...51	...40	2400 lm	A++/A+/A	16	3,1
Nextrema G3 XB 2300-840...+LV	66 272...	...51	...40	2400 lm	A++/A+/A	16	3,2
Nextrema G3 XB 4000-840...	66 295...	...51	...40	4200 lm	A++/A+/A	30	3,1
Nextrema G3 XB 4000-840...+LV	66 296...	...51	...40	4200 lm	A++/A+/A	30	3,2
Nextrema G3 XB 6000-840...	66 323...	...51	...40	6000 lm	A++/A+/A	44	3,1
Nextrema G3 XB 6000-840...+LV	66 324...	...51	...40	6000 lm	A++/A+/A	44	3,2
LED, mit LiveLink Wireless Controller							
Nextrema G3 XB 2300-840...+LLWC LV	69 113...	...51	-	2400 lm	A++/A+/A	16	3,4
LED, mit HF-Sensor							
Nextrema G3 XB 2300-840...+HFSB	66 273...	...51	-	2400 lm	A++/A+/A	18	3,3
Nextrema G3 XB 2300-840...+HFSB LV	66 274...	...51	-	2400 lm	A++/A+/A	18	3,4
Nextrema G3 XB 2300-840...+HFSX LV	66 275...	...51	-	2400 lm	A++/A+/A	18	3,4
Nextrema G3 XB 4000-840...+HFS	66 297...	-	...40	4200 lm	A++/A+/A	32	3,3
Nextrema G3 XB 4000-840...+HFS LV	66 298...	-	...40	4200 lm	A++/A+/A	32	3,4
Nextrema G3 XB 4000-840...+HFSB	66 299...	...51	-	4200 lm	A++/A+/A	32	3,3
Nextrema G3 XB 4000-840...+HFSB LV	66 300...	...51	-	4200 lm	A++/A+/A	32	3,4
Nextrema G3 XB 4000-840...+HFSX LV	66 301...	...51	-	4200 lm	A++/A+/A	32	3,4
Nextrema G3 XB 6000-840...+HFS	66 325...	-	...40	6000 lm	A++/A+/A	46	3,3
Nextrema G3 XB 6000-840...+HFS LV	66 326...	-	...40	6000 lm	A++/A+/A	46	3,4
Nextrema G3 XB 6000-840...+HFSB	66 327...	...51	-	6000 lm	A++/A+/A	46	3,3
Nextrema G3 XB 6000-840...+HFSB LV	66 328...	...51	-	6000 lm	A++/A+/A	46	3,4
Nextrema G3 XB 6000-840...+HFSX LV	66 329...	...51	-	6000 lm	A++/A+/A	46	3,4

• IK04/0,5 J 650 °C



## Montagezubehör



Bezeichnung	TOC	Beschreibung	≈kg
ZBATL1	69 235 00	Diebstahlsicherung	0,1
ZBMC	69 234 00	Bügel für abgehängte Montage	0,1

## Stahlband-Aufhängungen

Bezeichnung	TOC	Beschreibung	≈kg
ZBSB	69 232 00	Stahlband-Aufhängung, 1 m lang, aus rostfreiem Stahl (1 Paar)	0,1

## Sensor-Fernbedienung



Bezeichnung	TOC	Beschreibung	≈kg
LMS HFSB/X RMC	64 878 00	Fernbedienung für DALI-Sensorleuchten	0,1

## Notlichtleuchten



Bezeichnung	TOC	Beschreibung	≈kg
Nextrema LED 400 nw EB1	61 969 00	Notlicht mit Einzelbatterie-System, Nennbetriebsdauer 1 Stunde	1,3
Nextrema LED 400 nw EB3	61 970 00	Notlicht mit Einzelbatterie-System, Nennbetriebsdauer 3 Stunden	1,3