



Rockers with lightable symbol



HD4921LA



HS2921/2LA

1. USE

Electronic step relays and monostable relays range.

2. RANGE

ROCKERS WITH LIGHTABLE SYMBOL - FOR AXIAL SWITCHES

Description	1 module	2 modules
Lamp	<input type="checkbox"/> HD4921LA <input type="checkbox"/> HC4921LA <input type="checkbox"/> HS4921LA	<input type="checkbox"/> HD4921M2LA <input type="checkbox"/> HC4921/2LA <input type="checkbox"/> HS4921/2LA
Staircase lights	<input type="checkbox"/> HD4921LB <input type="checkbox"/> HC4921LB <input type="checkbox"/> HS4921LB	<input type="checkbox"/> HD4921M2LB <input type="checkbox"/> HC4921/2LB <input type="checkbox"/> HS4921/2LB
Table light	<input type="checkbox"/> HD4921LC <input type="checkbox"/> HC4921LC <input type="checkbox"/> HS4921LC	<input type="checkbox"/> HD4921M2LC <input type="checkbox"/> HC4921/2LC <input type="checkbox"/> HS4921/2LC
Bell	<input type="checkbox"/> HD4921LD <input type="checkbox"/> HC4921LD <input type="checkbox"/> HS4921LD	<input type="checkbox"/> HD4921M2LD <input type="checkbox"/> HC4921/2LD <input type="checkbox"/> HS4921/2LD
Fan	<input type="checkbox"/> HD4921LE <input type="checkbox"/> HC4921LE <input type="checkbox"/> HS4921LE	<input type="checkbox"/> HD4921M2LE <input type="checkbox"/> HC4921/2LE <input type="checkbox"/> HS4921/2LE
Key	<input type="checkbox"/> HD4921LF <input type="checkbox"/> HC4921LF <input type="checkbox"/> HS4921LF	<input type="checkbox"/> HD4921M2LF <input type="checkbox"/> HC4921/2LF <input type="checkbox"/> HS4921/2LF
Music	<input type="checkbox"/> HD4921LG <input type="checkbox"/> HC4921LG <input type="checkbox"/> HS4921LG	<input type="checkbox"/> HD4921M2LG <input type="checkbox"/> HC4921/2LG <input type="checkbox"/> HS4921/2LG
Telephone	<input type="checkbox"/> HD4921LH <input type="checkbox"/> HC4921LH <input type="checkbox"/> HS4921LH	<input type="checkbox"/> HD4921M2LH <input type="checkbox"/> HC4921/2LH <input type="checkbox"/> HS4921/2LH
Alarm	<input type="checkbox"/> HD4921LL <input type="checkbox"/> HC4921LL <input type="checkbox"/> HS4921LL	<input type="checkbox"/> HD4921M2LL <input type="checkbox"/> HC4921/2LL <input type="checkbox"/> HS4921/2LL
ON	<input type="checkbox"/> HD4921LM <input type="checkbox"/> HC4921LM <input type="checkbox"/> HS4921LM	<input type="checkbox"/> HD4921M2LM <input type="checkbox"/> HC4921/2LM <input type="checkbox"/> HS4921/2LM
OFF	<input type="checkbox"/> HD4921LN <input type="checkbox"/> HC4921LN <input type="checkbox"/> HS4921LN	<input type="checkbox"/> HD4921M2LN <input type="checkbox"/> HC4921/2LN <input type="checkbox"/> HS4921/2LN

2. RANGE (continued)

ROCKERS WITH LIGHTABLE SYMBOL - FOR AXIAL SWITCHES

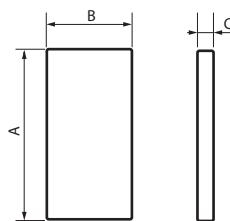
Description	1 module	2 modules
Deliveryman	<input type="checkbox"/> HD4921LP <input type="checkbox"/> HC4921LP <input type="checkbox"/> HS4921LP	<input type="checkbox"/> HD4921M2LP <input type="checkbox"/> HC4921/2LP <input type="checkbox"/> HS4921/2LP
Nurse	<input type="checkbox"/> HD4921LQ <input type="checkbox"/> HC4921LQ <input type="checkbox"/> HS4921LQ	<input type="checkbox"/> HD4921M2LQ <input type="checkbox"/> HC4921/2LQ <input type="checkbox"/> HS4921/2LQ
Servizio	<input type="checkbox"/> HD4921LR <input type="checkbox"/> HC4921LR <input type="checkbox"/> HS4921LR	<input type="checkbox"/> HD4921M2LR <input type="checkbox"/> HC4921/2LR <input type="checkbox"/> HS4921/2LR

Color code:

- White
- Tech
- Anthracite

Note: The rockers can be used to replace the rockers on the axial controls: HD-HC-HS4001 - HD-HC-HS4003 - HD-HC-HS4005 - HD4001M2 - HC-HS4001/2 - HD4003M2 - HC/HS4003/2 - HD4004M2 - HC-HS4004/2 - HD4005M2 - HC-HS4005/2 and screwless terminal switches.

3. OVERALL DIMENSIONS (mm)



Rocker	A	B	C
1 module	45	22.5	9.5
2 modules	45	45	9.5

Rockers with lightable symbol

4. TECHNICAL CHARACTERISTICS

■ 4.1 Protection index

Penetration by solid bodies/liquid: IP 21 D
Impact test: IK 04

■ 4.2 Material characteristics

Material: Polycarbonate for mechanism case
PC for key cover
Colour: White, Tech, Anthracite
Halogen free.
UV resistant.
Self-extinguishing:
+ 850° C / 30 s for insulating parts holding live parts in place.
+ 650° C / 30 s for other parts made of insulating materials.

■ 4.3 Climatic characteristics

Storage and operating temperatures: - 5° C to + 35° C

5. CLEANING

Surface cleaning with a cloth.
Do not use: acetone, tar remover, trichloroethylene.

6. STANDARDS AND APPROVALS

Compliance with standards of installation and manufacturing.
Refer to e.catalogue.