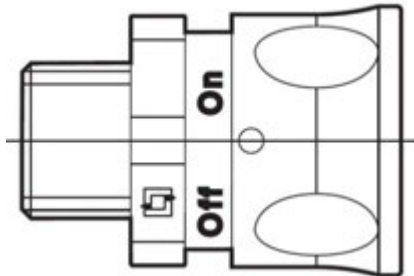


LGP straight connectors

Plastic thread

Item codes : from 666452 to 666564



SUMMARY

PAGES

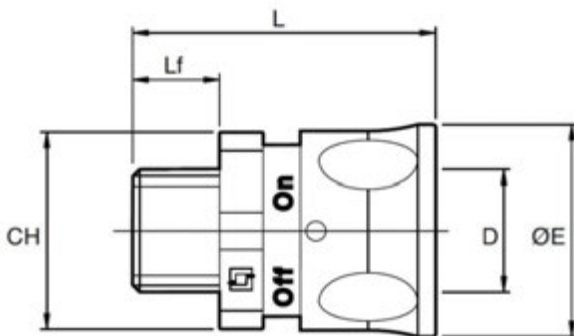
1. Description and applications 1
2. Dimensions and compatibility 1
3. Technical features 3
4. Environmental profile 4
5. Conformity and approvals 4

1. DESCRIPTION AND APPLICATIONS

Straight fixed male patented connector with plastic thread made of high quality, halogen free and flame retardant polyamide. Suitable for most applications it ensures the protection of cables and connections with high mechanical and thermal performances, high resistance to traction and torque and a good resistance to vibration and chemicals. Used together with LGP conduits and gaskets it guarantees an IP68 protection index with a good tightening and a fast patented coupling system. It's ideal for most environments both in static and dynamic applications.

2. DIMENSIONS AND COMPATIBILITY

Dimensions and packaging:



Item GREY Isometric	NW	THR	Dimensions [mm]				Pack [pcs]
			CH	L	Lf	ØE	
666452	7	M12	22,0	41,5	10,0	24,0	100
666453	7	M16	22,0	41,5	10,0	24,0	100
666454	10	M12	22,0	41,5	10,0	24,0	100
666455	10	M16	22,0	41,5	10,0	24,0	100
666456	12	M16	25,0	46,0	12,0	24,0	80
666457	12	M20	25,0	46,0	12,0	30,5	80
666458	17	M20	30,0	49,0	14,0	32,5	50
666459	17	M25	30,0	49,0	14,0	32,5	50
666460	23	M25	38,0	52,0	14,0	41,0	40
666461	23	M32	38,0	52,0	14,0	41,0	40

Item GREY Isometric	NW	THR	Dimensions [mm]				Pack [pcs]
			CH	L	Lf	ØE	
666462	29	M32	45,0	56,0	14,0	47,0	20
666469	29	M40	48,0	56,0	14,0	47,0	20
666470	36	M40	55,0	59,0	14,0	56,0	15
666471	36	M50	55,0	59,0	14,0	56,0	15
666472	48	M50	65,0	66,0	16,0	69,0	8
666473	48	M63	70,0	66,0	16,0	69,0	8

Item BLACK Isometric	NW	THR	Dimensions [mm]				Pack [pcs]
			CH	L	Lf	ØE	
666468	7	M12	22,0	41,5	10,0	24,0	100
666469	7	M16	22,0	41,5	10,0	24,0	100
666470	8	M16	24,0	41,5	10,0	26,0	100
666471	10	M12	22,0	41,5	10,0	24,0	100
666472	10	M16	22,0	41,5	10,0	24,0	100
666473	12	M16	25,0	46,0	12,0	30,5	80
666474	12	M20	25,0	46,0	12,0	30,5	80
666475	15	M20	25,0	49,0	14,0	34,5	50
666476	15	M25	25,0	49,0	14,0	34,5	50
666477	17	M20	30,0	49,0	14,0	32,5	50
666478	17	M25	30,0	49,0	14,0	32,5	50
666479	19	M25	34,0	52,0	14,0	39,5	40
666480	23	M25	38,0	52,0	14,0	41,0	40
666481	23	M32	38,0	52,0	14,0	41,0	40
666482	25	M32	41,0	56,0	14,0	47,0	20
666483	29	M32	45,0	56,0	14,0	47,0	20
666484	29	M40	48,0	56,0	14,0	47,0	20
666485	33	M40	50,0	59,0	14,0	55,0	15
666486	36	M40	55,0	59,0	14,0	56,0	15
666487	36	M50	55,0	59,0	14,0	56,0	15
666488	42	M50	60,0	66,0	16,0	65,0	8
666489	48	M50	65,0	66,0	16,0	69,0	8
666490	48	M63	70,0	66,0	16,0	69,0	8

According to UNI 5542-65.

LGP straight connectors

Item codes : from 666452 to 666564

Plastic thread

Item GREY PG	NW	THR	Dimensions [mm]				Pack [pcs]
			CH	L	Lf	ØE	
666491	7	PG7	22,0	41,5	10,0	24,0	100
666492	7	PG9	22,0	41,5	10,0	24,0	100
666493	7	PG11	22,0	41,5	10,0	24,0	100
666494	7	PG13,5	24,0	41,5	10,0	26,0	100
666495	10	PG7	22,0	41,5	10,0	24,0	100
666496	10	PG9	22,0	41,5	10,0	24,0	100
666497	10	PG11	22,0	41,5	10,0	24,0	100
666498	10	PG13,5	24,0	41,5	10,0	26,0	100
666499	12	PG9	25,0	46,0	12,0	30,5	80
666500	12	PG11	25,0	46,0	12,0	30,5	80
666501	12	PG13,5	25,0	46,0	12,0	30,5	80
666502	12	PG16	25,0	46,0	12,0	30,5	80
666503	17	PG11	30,0	49,0	14,0	32,5	50
666504	17	PG13,5	30,0	49,0	14,0	32,5	50
666505	17	PG16	30,0	49,0	14,0	32,5	50
666506	23	PG16	38,0	52,0	14,0	41,0	40
666507	23	PG21	38,0	52,0	14,0	41,0	40
666508	29	PG29	45,0	56,0	14,0	47,0	20
666509	29	PG36	52,0	56,0	14,0	47,0	20
666510	36	PG36	55,0	59,0	14,0	56,0	15
666511	36	PG42	60,0	66,0	16,0	65,0	15
666512	48	PG42	65,0	66,0	16,0	69,0	8
666513	48	PG48	65,0	66,0	16,0	69,0	8

Item BLACK PG	NW	THR	Dimensions [mm]				Pack [pcs]
			CH	L	Lf	ØE	
666514	7	PG7	22,0	41,5	10,0	24,0	100
666515	7	PG9	22,0	41,5	10,0	24,0	100
666516	7	PG11	22,0	41,5	10,0	24,0	100
666517	7	PG13,5	24,0	41,5	10,0	26,0	100
666518	8	PG7	24,0	41,5	10,0	26,0	100
666519	8	PG9	24,0	41,5	10,0	26,0	100
666520	8	PG11	24,0	41,5	10,0	26,0	100
666521	8	PG13,5	24,0	41,5	10,0	26,0	100
666522	10	PG7	22,0	41,5	10,0	24,0	100
666523	10	PG9	22,0	41,5	10,0	24,0	100
666524	10	PG11	22,0	41,5	10,0	24,0	100
666525	10	PG13,5	24,0	41,5	10,0	26,0	100
666526	12	PG9	25,0	46,0	12,0	30,5	80
666527	12	PG11	25,0	46,0	12,0	30,5	80
666528	12	PG13,5	25,0	46,0	12,0	30,5	80
666529	12	PG16	25,0	46,0	12,0	30,5	80
666530	15	PG13,5	29,0	49,0	14,0	34,5	50
666531	15	PG16	29,0	49,0	14,0	34,5	50
666532	17	PG11	30,0	49,0	14,0	32,5	50
666533	17	PG13,5	30,0	49,0	14,0	32,5	50
666534	17	PG16	30,0	49,0	14,0	32,5	50
666535	19	PG16	34,0	52,0	14,0	39,5	40
666536	19	PG21	34,0	52,0	14,0	39,5	40
666537	23	PG16	38,0	52,0	14,0	41,0	40
666538	23	PG21	38,0	52,0	14,0	41,0	40
666539	25	PG29	41,0	56,0	14,0	47,0	40
666540	29	PG29	45,0	56,0	14,0	47,0	20
666541	29	PG36	52,0	56,0	14,0	47,0	20

Item BLACK PG	NW	THR	Dimensions [mm]				Pack [pcs]
			CH	L	Lf	ØE	
666542	33	PG36	50,0	59,0	14,0	55,0	20
666543	36	PG36	55,0	59,0	14,0	56,0	15
666544	36	PG42	60,0	66,0	16,0	65,0	15
666545	42	PG42	60,0	66,0	16,0	65,0	15
666546	42	PG48	60,0	66,0	16,0	65,0	8
666547	48	PG42	65,0	66,0	16,0	69,0	8
666548	48	PG48	65,0	66,0	16,0	69,0	8


According to DIN 40430.

Item BLACK GAS	NW	THR	Dimensions [mm]				Pack [pcs]
			CH	L	Lf	ØE	
666549	7	G1/4	22,0	41,5	10,0	24,0	100
666550	7	G3/8	22,0	41,5	10,0	24,0	100
666551	10	G1/4	22,0	41,5	10,0	24,0	100
666552	10	G3/8	22,0	41,5	10,0	24,0	100
666553	12	G3/8	25,0	46,0	12,0	30,5	80
666554	12	G1/2	25,0	46,0	12,0	30,5	80
666555	17	G1/2	30,0	49,0	14,0	32,5	50
666556	17	G3/4	32,0	49,0	14,0	32,5	50
666557	23	G3/4	38,0	52,0	14,0	41,0	40
666558	23	G1	38,0	52,0	14,0	41,0	40
666559	29	G1	45,0	56,0	14,0	47,0	20
666560	29	G1 ¼	48,0	56,0	14,0	47,0	20
666561	36	G1 ¼	55,0	59,0	14,0	56,0	15
666562	36	G1 ½	55,0	59,0	14,0	56,0	15
666563	48	G1 ½	65,0	66,0	16,0	69,0	8
666564	48	G2	65,0	66,0	16,0	69,0	8

According to UNI-ISO 228/1.

Compatibility:

LGP conduits Standard series, Heavy series, Robotic series, Steel braided series and all the accessories LGP series.



Patent:

All the LGP connectors have a patented quick system to be coupled with the conduits. The patented quick system works without any tools and ensures a protection index IP68 (used with LGP gaskets).



Plastic thread

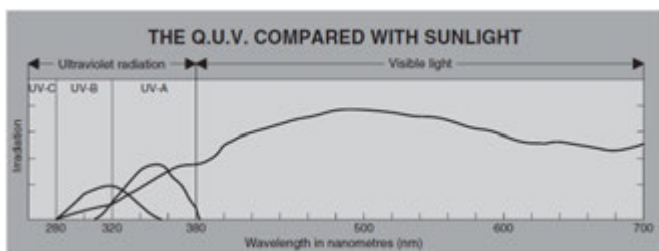
3. TECHNICAL FEATURES

Raw material:

Polyamide PA6.6 [UL94-V0] halogen free and flame retardant.

Resistance to UV rays:

Represents the resistance to the degradation of mechanical performance caused by exposure to UV radiation contained in sunlight. All RTA systems have been subjected to the Q.U.V. test which, with exposure cycles of 4+4 hours, simulates the continued alternation of light and condensation. The connectors of LGP series are not recommended for long exposition to UV radiation even if they have a good resistance to UV rays: all LGP connectors are indicated for internal uses or covered uses.



Operating temperature:

Minimum: -45° C / -49° F
Maximum: +105° C / +221° F

Heat resistance:

Glow wire test: 850° C / 1562° F

Self-extinguishing:

Does not propagate flames in according to IEC 61386.

IP protection index:

IP66 with LGP connectors.
IP68 with LGP connectors and gaskets.

1 st digit IP	
Protection against the ingress of solid bodies	
0	No protection
1	Protection against solid bodies larger than 50 mm (e.g.: accidental contact)
2	Protection against solid bodies larger than 12 mm (e.g.: finger)
3	Protection against solid bodies larger than 2.5 mm
4	Protection against solid bodies larger than 1 mm
5	Protection against dust
6	Complete protection against dust

2 nd digit IP	
Protection against the ingress of liquids	
2	Protection against drops of water falling at up to 15° from the vertical
3	Protection against drops of rain water at up to 60° from the vertical
4	Protection against sprays of water from all directions
5	Protection against jets of water from all directions
6	Protection against jets of water of similar force to heavy seas
7	Protection against the effects of immersion
8	Protection against prolonged effects of immersion under pressure

Thread types and dimensions:

ISO THREAD (EN 60423)

Dimensions in mm

Threads	Pitch	Outside thread			Inside thread		
		Outside diam.	Medium diam.	Core diam.	Outside diam.	Medium diam.	Inside diam.
Thread size	P	d	d ₂	d ₁	D	D ₂	D ₁
M12	1,5	11,968	10,994	10,128	12	11,026	10,376
M16	1,5	15,968	14,994	14,128	16	15,026	14,376
M20	1,5	19,968	18,994	18,128	20	19,026	18,376
M25	1,5	24,968	23,994	23,128	25	24,026	23,376
M32	1,5	31,968	30,994	30,128	32	31,026	30,376
M40	1,5	39,968	38,994	38,128	40	39,026	38,376
M50	1,5	49,968	48,994	48,128	50	49,026	48,376
M63	1,5	62,968	61,994	61,128	63	62,026	61,376

PG THREAD (DIN 40430)

Dimensions in mm
1" = 25,4 mm

Thread size	Outside diam.	Medium diam.	Core diam.	Pitch	T.p.l. (threads/inch)
	d = D	d ₂ = D ₂	d ₁ = D ₁		
PG 7	12,50	11,89	11,28	1,27	20
PG 9	15,20	14,53	13,86	1,41	18
PG 11	18,60	17,93	17,26	1,41	18
PG 13,5	20,40	19,73	19,06	1,41	18
PG 16	22,50	21,83	21,16	1,41	18
PG 21	28,30	27,54	26,78	1,588	16
PG 29	37,00	36,24	35,48	1,588	16
PG 36	47,00	46,24	45,48	1,588	16
PG 42	54,00	53,24	52,48	1,588	16
PG 48	59,30	58,54	57,78	1,588	16

GAS THREAD (UNI ISO 228)

Dimensions in mm
1" = 25,4 mm

Thread size	Outside diam.	Medium diam.	Core diam.	Pitch	T.p.l. (threads/inch)
	d = D	d ₂ = D ₂	d ₁ = D ₁		
G 1/4"	13,157	12,301	11,445	1,337	19
G 3/8"	16,662	15,806	14,950	1,337	19
G 1/2"	20,955	19,793	18,631	1,814	14
G 3/4"	26,441	25,279	24,117	1,814	14
G 1"	33,249	31,770	30,291	2,309	11
G1 1/4"	41,910	40,431	38,952	2,309	11
G1 1/2"	47,803	46,324	44,845	2,309	11
G2"	59,614	58,135	56,656	2,309	11
G2 1/2"	75,184	73,705	72,226	2,309	11
G3"	87,884	86,405	84,926	2,309	11
G4"	113,030	111,551	110,072	2,309	11
G5"	138,430	136,951	135,472	2,309	11

Plastic thread

4. ENVIRONMENTAL PROFILE

All the items identified in this technical sheet respect in terms of concentration of substances and raw materials the European legislations about dangerous and forbidden substances and chemical preparations.



All items identified in this technical sheet are constituted by raw materials completely recyclable.

5. CONFORMITY AND APPROVALS



All the items identified in this technical sheet are compliant to all the requirements and the regulations currently in force in the European Union about safety, health and environmental issues.



IMQ mark: items from 666452 to 666490



UL Recognized mark: items from 666473 to 666490, from 66526 to 666548 and from 666551 to 666564.



RINA mark: items from 666452 to 666490



LAPI mark: items from 666452 to 666564

For technical documentation, test reports, commercial information or any other needs please refer to the local LEGRAND office.