

- Prise HD15
- HD15 stekker
- HD15 socket
- HD15 contactdoos
- Toma HD15

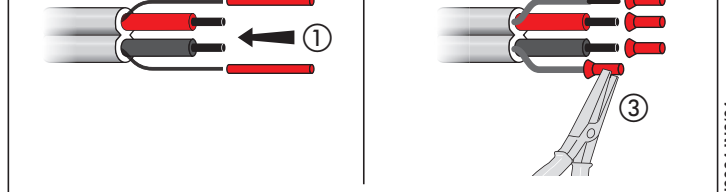
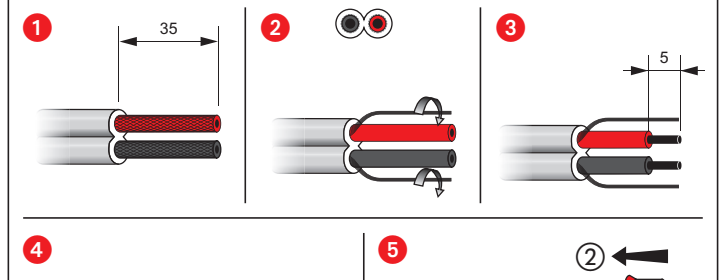
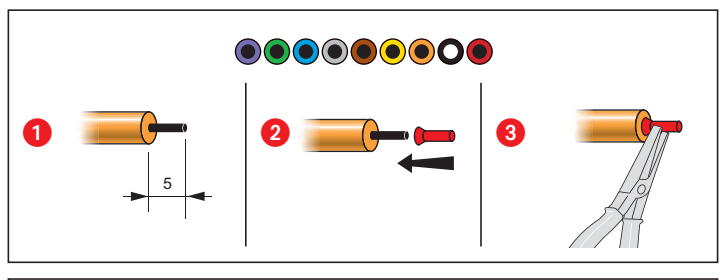
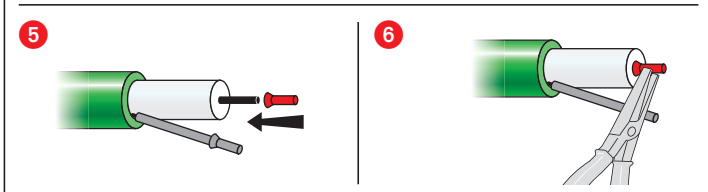
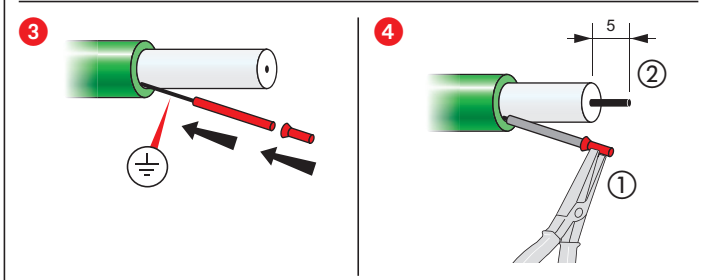
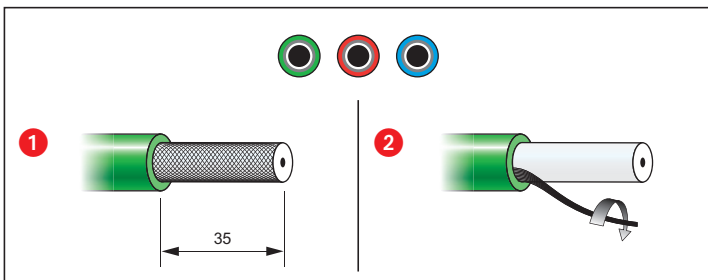
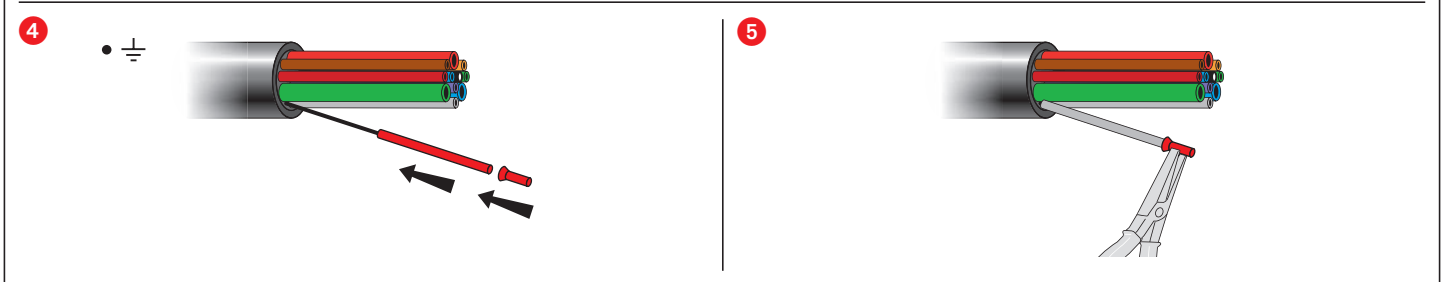
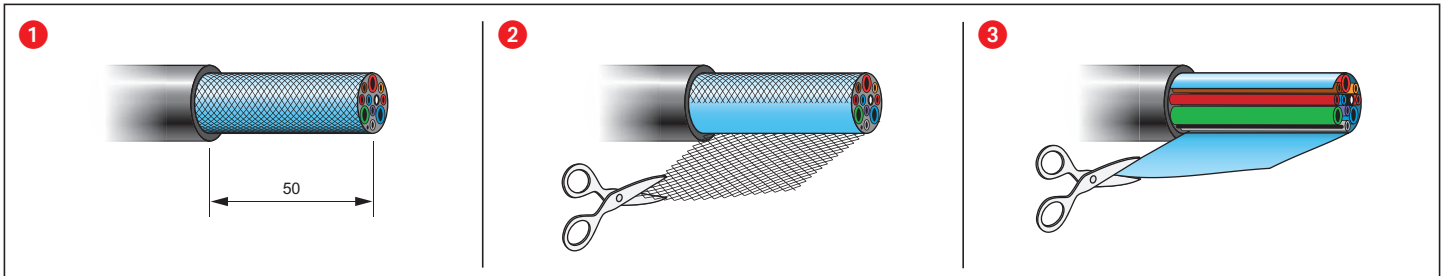
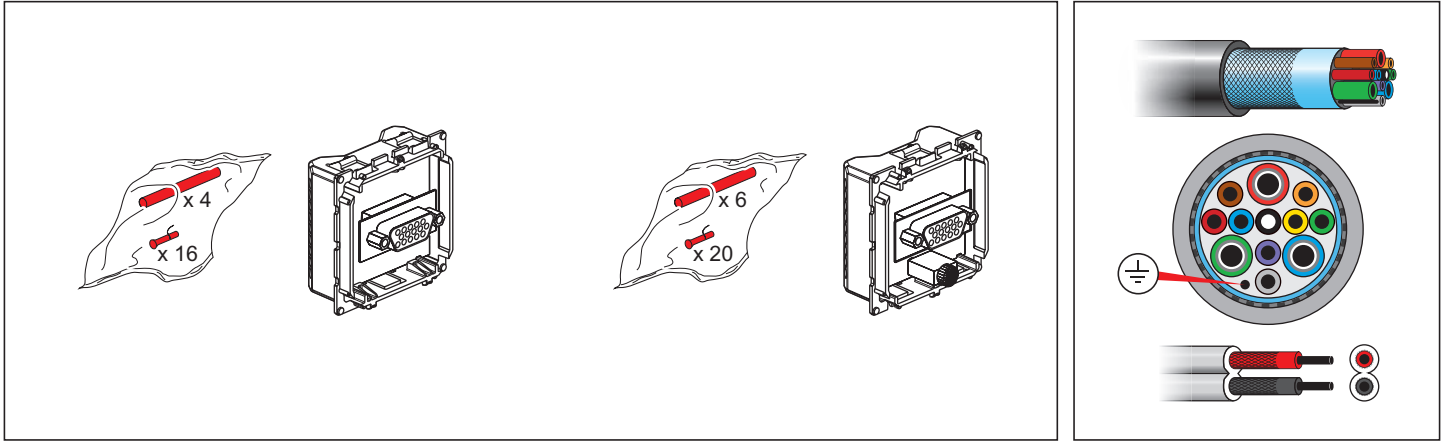
673 16 - 787 57 - 792 57

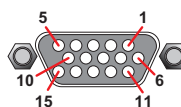
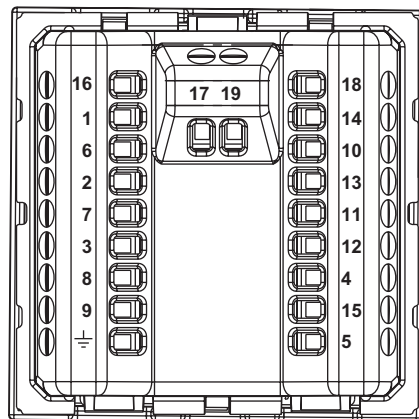
- Tomada HD15
- Πρίζα HD15
- Розетка HD15
- HD15 prizi

- Prise HD15 + jack
- HD15 stekker + jack
- HD15 socket + jack
- HD15 contactdoos + jack
- Toma HD15 + jack

673 19 - 787 74

- Tomada HD15 + jack
- Πρίζα HD15 + Υποδοχή βύσματος
- Розетка HD15 + jack
- HD15 prizi + jack





• Repère bornier (Repère connecteur)

**VGA FULL PIN**

- 1 Coax rouge (rouge)
- 6 Tresse rouge (masse rouge)
- 2 Coax vert (vert)
- 7 Tresse verte (masse verte)
- 3 Coax bleu (bleu)
- 8 Tresse bleue (masse bleue)
- 9 Violet
- 14 Vert (SV)
- 10 Bleu (masse SH-SV)
- 13 Gris (SH)
- 11 Marron (ID Bit 0)
- 12 Jaune (ID Bit 1)
- 4 Orange (ID Bit 2)
- 15 Noir (ID Bit 3)
- 5 Rouge (Gnd)
- ⊥ Masse générale

**VGA RVB SH SV**

- 1 Coax rouge (rouge)
- 6 Tresse rouge (masse rouge)
- 2 Coax vert (vert)
- 7 Tresse verte (masse verte)
- 3 Coax bleu (bleu)
- 8 Tresse bleue (masse bleue)
- 14 Vert (SV)
- 10 Bleu (masse SH-SV)
- 13 Gris (SH)
- ⊥ Masse générale

**Jack**

- 16 HP droit
- 17 Masse HP droit
- 18 HP gauche
- 19 Masse HP gauche

• Markering klemmenstrook (connectormarkering)

**VGA FULL PIN**

- 1 Rode coaxkabel (rood)
- 6 Rode kabelvoering (rode aarde)
- 2 Groene coaxkabel (groen)
- 7 Groene kabelvoering (groene aarde)
- 3 Blauwe coaxkabel (blauw)
- 8 Blauwe kabelvoering (blauwe aarde)
- 9 Paars
- 14 Groen (SV)
- 10 Blauw (SH-SV-aarde)
- 13 Grijs (SH)
- 11 Kastanjebruin (ID Bit 0)
- 12 Geel (ID Bit 1)
- 4 Oranje (ID Bit 2)
- 15 Zwart (ID Bit 3)
- 5 Rood (Gnd)
- ⊥ Algemene aarde

**VGA RGB SH SV**

- 1 Rode coaxkabel (rood)
- 6 Rode kabelvoering (rode aarde)
- 2 Groene coaxkabel (groen)
- 7 Groene kabelvoering (groene aarde)
- 3 Blauwe coaxkabel (blauw)
- 8 Blauwe kabelvoering (blauwe aarde)
- 14 Groen (SV)
- 10 Blauw (SH-SV-aarde)
- 13 Grijs (SH)
- ⊥ Algemene aarde

**Jack**

- 16 Luidspreker rechts
- 17 Aarde rechterluidspreker
- 18 Luidspreker links
- 19 Aarde linkerluidspreker

• Terminal block legend (Connector legend)

**VGA FULL PIN**

- 1 Red coax (red)
- 6 Red braid (red ground)
- 2 Green coax (green)
- 7 Green braid (green ground)
- 3 Blue coax (blue)
- 8 Blue braid (blue ground)
- 9 Purple
- 14 Green (VS)
- 10 Blue (HS-VS ground)
- 13 Grey (HS)
- 11 Brown (ID Bit 0)
- 12 Yellow (ID Bit 1)
- 4 Orange (ID Bit 2)
- 15 Black (ID Bit 3)
- 5 Red (Gnd)
- ⊥ General ground

**VGA RGB HS VS**

















- 1 Red coax (red)
- 6 Red braid (red ground)
- 2 Green coax (green)
- 7 Green braid (green ground)
- 3 Blue coax (blue)
- 8 Blue braid (blue ground)
- 14 Green (VS)
- 10 Blue (HS-VS ground)
- 13 Grey (HS)
- ⊥ General ground

**Jack**

- 16 Right speaker
- 17 Right speaker ground
- 18 Left speaker
- 19 Left speaker ground

• **Klemmenbelegung (Steckerbelegung)**

**VGA FULL PIN**

-  { 1 Koaxial rot (rot)
-  { 6 Litze rot (Masseanschluss rot)
-  { 2 Koaxial grün (grün)
-  { 7 Litze grün (Masseanschluss grün)
-  { 3 Koaxial blau (blau)
-  { 8 Litze blau (Masseanschluss blau)
-  9 Violett
-  14 Grün (SV)
-  10 Blau (Masseanschluss SH-SV)
-  13 Grau (SH)
-  11 Braun (ID Bit 0)
-  12 Gelb (ID Bit 1)
-  4 Orange (ID Bit 2)
-  15 Schwarz (ID Bit 3)
-  5 Rot (GND)
-  ≡ Hauptmasseanschluss

**VGA RGB SH SV**





- 1 Koaxial rot (rot)
- 6 Litze rot (Masseanschluss rot)
- 2 Koaxial grün (grün)
- 7 Litze grün (Masseanschluss grün)
- 3 Koaxial blau (blau)
- 8 Litze blau (Masseanschluss blau)
- 14 Grün (SV)
- 10 Blau (Masseanschluss SH-SV)
- 13 Grau (SH)
- ≡ Hauptmasseanschluss

**Jack**

- 16 Lautsprecher rechts
- 17 Masseanschluss Lautsprecher rechts
- 18 Lautsprecher links
- 19 Masseanschluss Lautsprecher links

• **Marca regleta de bornas (Marca conector)**

**VGA FULL PIN**

-  { 1 Coaxial rojo (rojo)
-  { 6 Trenzado rojo (masa rojo)
-  { 2 Coaxial verde (verde)
-  { 7 Trenzado verde (masa verde)
-  { 3 Coaxial azul (azul)
-  { 8 Trenzado azul (masa azul)
-  9 Violeta
-  14 Verde (SV)
-  10 Azul (masa SH-SV)
-  13 Gris (SH)
-  11 Marrón (ID Bit 0)
-  12 Amarillo (ID Bit 1)
-  4 Naranja (ID Bit 2)
-  15 Negro (ID Bit 3)
-  5 Rojo (Gnd)
-  ≡ Masa general

**VGA RGB SH SV**

- 1 Coaxial rojo (rojo)
- 6 Trenzado rojo (masa rojo)
- 2 Coaxial verde (verde)
- 7 Trenzado verde (masa verde)
- 3 Coaxial azul (azul)
- 8 Trenzado azul (masa azul)
- 14 Verde (SV)
- 10 Azul (masa SH-SV)
- 13 Gris (SH)
- ≡ Masa general

**Jack**

- 16 Altavoz derecho
- 17 Masa Altavoz derecho
- 18 Altavoz izquierdo
- 19 Masa Altavoz izquierdo

• **Marca bloco terminal (marca conector)**

**VGA FULL PIN**

-  { 1 Coax vermelho
-  { 6 Trança vermelha (Massa vermelha)
-  { 2 Coax verde
-  { 7 Trança verde (Massa verde)
-  { 3 Coax azul
-  { 8 Trança azul (Massa azul)
-  9 Violeta
-  14 Verde (SV)
-  10 Azul (massa SH-SV)
-  13 Cinza (SH)
-  11 Castanho (ID Bit 0)
-  12 Amarelo (ID Bit 1)
-  4 Laranja (ID Bit 2)
-  15 Preto (ID Bit 3)
-  5 Vermelho (Gnd)
-  ≡ Massa geral

**VGA RVB SH SV**

- 1 Coax vermelho (vermelho=
- 6 Trança vermelha (massa vermelha)
- 2 Coax verde (verde)
- 7 Trança verde (massa verde)
- 3 Coax azul (azul)
- 8 Trança azul (massa azul)
- 14 Verde (SV)
- 10 Azul (massa SH-SV)
- 13 Cinza (SH)
- ≡ Massa geral

**Jack**

- 16 AF direito
- 17 Massa AF direito
- 18 AF esquerdo
- 19 Massa AF esquerdo

• **Λεζάντα μπλοκ ακροδεκτών (Λεζάντα συνδέσμου)**

**VGA FULL PIN**

-  { 1 Ερυθρό ομοαξονικό
-  { 6 Ερυθρή πλεξίδα (ερυθρή γείωση)
-  { 2 Πράσινο ομοαξονικό
-  { 7 Πράσινη πλεξίδα (πράσινη γείωση)
-  { 3 Μπλε ομοαξονικό
-  { 8 Μπλε πλεξίδα (μπλε γείωση)
-  9 Μωβ
-  14 Πράσινο (VS)
-  10 Μπλε (HS-VS γείωση)
-  13 Γκρι (HS)
-  11 Καφέ (ID Bit 0)
-  12 Κίτρινο (ID Bit 1)
-  4 Πορτοκαλί (ID Bit 2)
-  15 Μαύρο (ID Bit 3)
-  5 Ερυθρό (Gnd)
-  ≡ Γενική γείωση

**VGA RGB HS VS**

- 1 Ερυθρό ομοαξονικό (ερυθρό=
- 6 Ερυθρή πλεξίδα (ερυθρή γείωση)
- 2 Πράσινο ομοαξονικό (πράσινο)
- 7 Πράσινη πλεξίδα (πράσινη γείωση)
- 3 Μπλε ομοαξονικό (μπλε)
- 8 Μπλε πλεξίδα (μπλε γείωση)
- 14 Πράσινο (VS)
- 10 Μπλε (HS-VS γείωση)
- 13 Γκρι (HS)
- ≡ Γενική γείωση

**Υποδοχή βύσματος**

- 16 Δεξιό ηχείο
- 17 Γείωση δεξιού ηχείου
- 18 Αριστερό ηχείο
- 19 Γείωση αριστερού ηχείου

• **Маркировка клемм (Маркировка коннектора)**

**VGA FULL PIN**

-  1 Видео красный
-  6 Экран красный (земля красный)
-  2 Видео зеленый
-  7 Экран зеленый (земля зеленый)
-  3 Видео голубой
-  8 Экран голубой (земля голубой)
-  9 Пурпурный
-  14 Зеленый (SV)
-  10 Голубой (земля SH-SV)
-  13 Серый (SH)
-  11 Коричневый (ID Bit 0)
-  12 Желтый (ID Bit 1)
-  4 Оранжевый (ID Bit 2)
-  15 Черный (ID Bit 3)
-  5 Красный (Gnd)
-  ≡ Общая земля

**VGA RVB SH SV**

- 1 Видео красный (красный)
- 6 Экран красный (земля красный)
- 2 Видео зеленый (зеленый)
- 7 Экран зеленый (земля зеленый)
- 3 Видео голубой (голубой)
- 8 Экран голубой (земля голубой)
- 14 Зеленый (SV)
- 10 Голубой (земля SH-SV)
- 13 Серый (SH)
- ≡ Общая земля

**Jack**

- 16 HP правый
- 17 Земля HP правый
- 18 HP левый
- 19 Земля HP левый

• **Uç işareti (Soket işareti)**

**VGA FULL PIN**

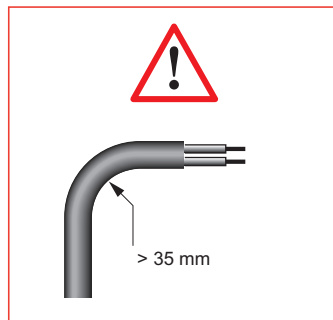
-  1 Kırmızı koaks
-  6 Kırmızı kablo (Kırmızı toprak)
-  2 Yeşil koaks
-  7 Yeşil kablo (Yeşil toprak)
-  3 Mavi koaks
-  8 Mavi kablo (Mavi toprak)
-  9 Mor
-  14 Yeşil (VS)
-  10 Mavi (HS-VS topraklama)
-  13 Gri (HS)
-  11 Kahverengi (ID Bit 0)
-  12 Sarı (ID Bit 1)
-  4 Turuncu (ID Bit 2)
-  15 Siyah (ID Bit 3)
-  5 Kırmızı (Toprak)
-  ≡ Genel topraklama

**VGA RGB HS VS**

- 1 Kırmızı koaks (kırmızı=)
- 6 Kırmızı kablo (kırmızı toprak)
- 2 Yeşil koaks (yeşil)
- 7 Yeşil kablo (yeşil toprak)
- 3 Mavi koaks (mavi)
- 8 Mavi kablo (mavi toprak)
- 14 Yeşil (VS)
- 10 Mavi (HS-VS topraklama)
- 13 Gri (HS)
- ≡ Genel topraklama

**Jak**

- 16 Sağ hoparlör
- 17 Sağ hoparlör topraklaması
- 18 Sol hoparlör
- 19 Sol hoparlör topraklaması



**Consignes de sécurité**

Avant toute intervention, couper le courant.  
Respecter strictement les conditions d'installation et d'utilisation.

**Veiligheidsvoorschriften**

Onderbreek voor enige ingreep de stroom.  
Neem de installatie- en gebruiksvoorwaarden nauwgezet in acht.

**Safety instructions**

Make sure the power supply is disconnected before any intervention.  
Strictly comply with instructions for installation and use.

**Sicherheitshinweise**

Vor jeglichem Eingriff die Spannungsfreiheit sicherstellen.  
Einbau- und Gebrauchsanleitungen sind genau zu beachten.

**Consignas de seguridad**

Antes de cualquier intervención, cortar la corriente.  
Respetar estrictamente las condiciones de instalación y de utilización.

FR LU BE CH

**Instruções de segurança**

Antes de qualquer intervenção, cortar a corrente.  
Respeitar estritamente as condições de instalação e de utilização.

NL BE

**Συστάσεις ασφαλείας**

Πριν από οποιαδήποτε επέμβαση, κόψτε το ρεύμα.  
Τηρήστε αυστηρά τις συνθήκες εγκατάστασης και χρήσης.

GB IE

**Меры предосторожности**

Перед тем как что-либо сделать, отключите питание.  
Строго соблюдайте условия установки и использования.

DE AT LI CH

**Güvenlik talimatları**

Herhangi bir müdahaleden önce, akımı kesiniz.  
Yerleştirme ve kullanım koşullarına titizlikle riayet ediniz.

ES

PT

GR CY

RU

TR CY